




[www.contanti.org](http://www.contanti.org)

 WATER-COOLED
  THREE PHASES
  50 HZ
  DIESEL

## WM-40 KVA DIESEL GENERATOR SET / 50Hz

### GENERATOR RATES

Service		Standby	Prime
Power	kVA	40	36
Power	kW	32	29
Speed	r.p.m	1500	
Standart Voltage	V	400 / 230	
Power Factor	Cos Phi	0,8	

WIRMAN has ISO 9001, ISO 14001 and OHSAS 18001 quality certifications.

WIRMAN gensets are compliant with EC mark which includes the following directives:

- 2006/42/CE Machinery safety.
- 2014/30/UE Electromagnetic compatibility.
- 2014/35/UE electrical equipment designed for use within certain voltage limits
- 2000/14/EC Sound Power level. Noise emissions outdoor equipment. (amended by 2005/88/EC)
- 97/68/EC Emissions of gaseous and particulate pollutants. (amended by 2002/88/EC & 2004/26/EC)
- EN 12100, EN 13857, EN 60204

## SPECIFICATIONS 50HZ / 1.500 rpm

Engine		Specifications
Rated Output	<i>kW</i>	32
Manufacturer		WIRMAN
Model		W-400D
Engine Type		4 Stroke - Diesel
Injection Type		Direct Injection
Aspiration Type		Natural
Number of cylinders and arrangement		In line
Bore and Stroke	<i>mm</i>	102 x 118
Displacement	<i>L</i>	3,8
Cooling System		WATER + %50 Antifreezeze
Lube Oil Specifications		ACEA E3,E4,E5 (15W-40)
Compression Ratio		18 :1
Fuel Consumption Standby (110%)	<i>l/h</i>	11
Fuel Consumption 100% PRP	<i>l/h</i>	9
Fuel Consumption 75 % PRP	<i>l/h</i>	7
Fuel Consumption 50 % PRP	<i>l/h</i>	5
Lube oil consumption with full load		<0,5
Total oil capacity including tubes, filters	<i>L</i>	13
Total coolant capacity	<i>L</i>	16.5
Governor	<i>Type</i>	Mechanic
Air Filter	<i>Type</i>	Dry

### Standard Generator Features

- Heavy duty water cooled diesel engine and brushless alternator
- Solid steel base frame with minimum 12 hours base tank and anti-vibration mountings
- AMF Control panel with digital-automatic main control module
- 50C Tropical radiator
- Battery charge redressor. Lead acid battery
- Residencial type silencer
- Flexible exhaust compensator
- Block water heater unit
- All rotating parts are covered by metal mesh against damages
- Engine and alternator manufacturer test reports (if provided )
- Factory load, performance and function tests
- User Manual, Electrical Drawing and Gurantee certificate

Alternator		Specifications
Manufacturer		WIRMAN
Model		SF184G
Poles		4
Connection type (standard)	<i>No.</i>	Star
Total Harmonic Content		< %2
Insulation		H Class
Enclosure (according IEC-34-5)	<i>Class</i>	IP 21/23
Exciter system		Self-excited, brushless
Voltage regulator		A.V.R (Electronic)
Bracket type		Single Bearing
Coupling system		Flexible disc
Efficiency [ %]		%87
Voltage Output (VAC)		230 / 400
Frequency (Hz)		50

### Prime Power (PRP):

Prime power is the maximum power which a generating set is capable of delivering continuous- ly whilst supplying a variable electrical load when operated for an unlimited number of hours per year under the agreed operating conditions with the maintenance intervals and procedures being carried out as prescribed by the manufacturer. The permissible average power output (Ppp) over 24 h of operation shall not exceed 70 % of the PRP.

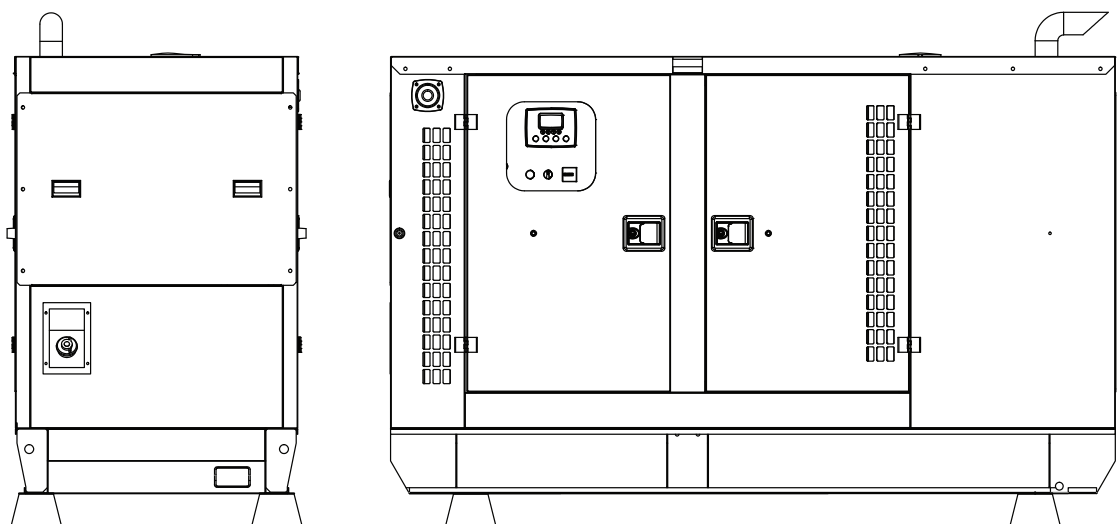
### Emergency Standby Power (ESP):

Emergency standby power is the maximum power available during a variable electrical power sequence, under the stated operating conditions, for which a generating set is capable of delivering in the event of a utility power outage or under test conditions for up to 200 h of operation per year with the maintenance intervals and procedures being carried out as prescribed by the manufacturers. The permissible average power output over 24 h of operation shall not exceed 70 % of the ESP.

### Note:

All data based on operation to BS 5514 and DIN 6271 standard reference conditions.

## DIMENSIONS



### CANOPIED

WxLxH	mm	900x2100x1210
Weight	kg	950
Fuel Tank	lt	100

#### Sound Proof Canopy Specifications

- Special design for minimizing acoustic level
- Galvanized steel construction further protected by polyester powder coat paint
- Black finish stainless steel locks and hinges
- Control panel viewing window in a lockable access door
- Emergency stop push button (red) mounted on enclosure exterior
- Lifting, drag and jacking points on base frame
- Radiator fill via removable, flush mounted rain cap fitted with compression seal

## CONTROL UNIT DSE6120 MKIII



Stop / Reset Mode



Manual Mode



Test Mode (DSE6120 MKIII only)



Auto Mode



Alarm Mute / Lamp Test



Start



Menu Navigation

### KEY FEATURES

- 4-line back-lit LCD text display
- Multiple display languages
- Five-key menu navigation
- LCD alarm indication
- Customisable power-up text and screen images.
- DSENet® expansion compatibility
- Data logging facility
- Internal PLC editor
- Protections disable feature
- Fully configurable via PC using USB communications
- Front panel configuration with PIN protection
- Power save mode
- 3-phase generator sensing and protection
- 3-phase mains (utility) sensing and protection (DSE6120 MKIII only)
- Automatic load transfer control (DSE6120 MKIII only)
- Generator current and power monitoring (kW, kvar, kVA, pf)
- Mains (utility) current and power monitoring (kW, kvar, kVA, pf) (DSE6120 MKIII only)
- kW overload alarm
- Over current protection
- Breaker control via fascia buttons
- Fuel and start outputs configurable when using CAN
- 6 configurable DC outputs
- 4 configurable analogue/digital inputs
- 8 configurable digital inputs
- CAN, MPU and alternator frequency speed sensing in one variant
- Real time clock
- Manual and automatic fuel pump control
- Engine pre-heat and post-heat functions
- Engine run-time scheduler
- Engine idle control for starting & stopping
- Fuel level alarms
- 3 configurable maintenance alarms
- Compatible with a wide range of CAN engines, including Tier 4 engine support
- Uses DSE Configuration Suite PC Software for simplified configuration
- Licence-free PC software
- IP65 rating (with optional gasket) offers increased resistance to water ingress
- Configurable CAN read & transmitted information.
- 1 alternative configuration.

### KEY BENEFITS

- Automatically transfers between mains (utility) and generator (DSE6120 MKIII only) for convenience.
- Hours counter provides accurate information for monitoring and maintenance periods
- User-friendly set-up and button layout for ease of use
- Multiple parameters are monitored & displayed simultaneously for full visibility
- The module can be configured to suit a wide range of applications for user flexibility
- PLC editor allows user configurable functions to meet user specific application requirements.

### RELATED MATERIALS

#### TITLE

DSE6110 MKIII & DSE6120 MKIII Installation Instructions  
DSE6110 MKIII & DSE6120 MKIII Operator Manual  
DSE6110 MKIII & DSE6120 MKIII Configuration Suite PC Manual



DSE Genset®